

BUDGET CONSULTATION

On-line consultation (You Choose) results



Introduction

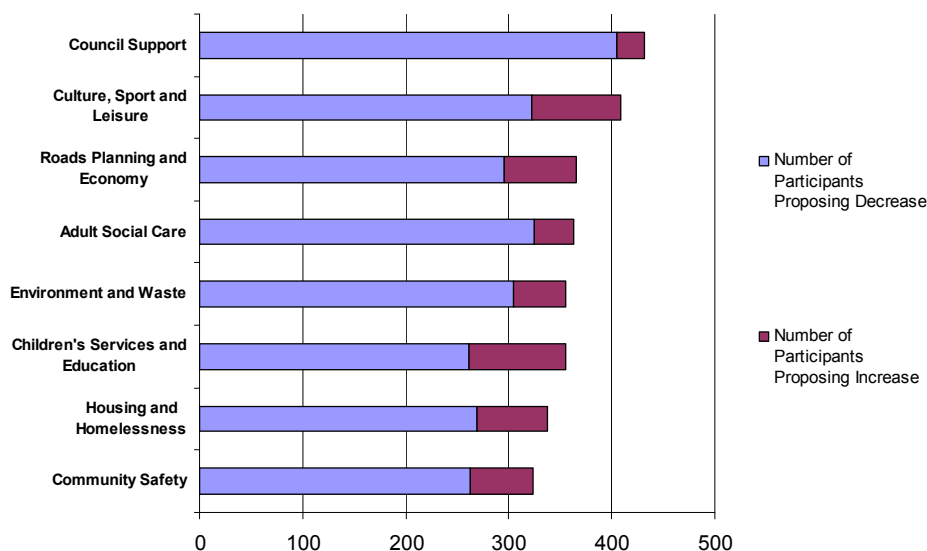
This year, the main way that the public was invited to comment on the Council's budget was through 'YouChoose' an on-line consultation tool developed by the London Borough of Redbridge in association with YouGov and the Local Government Group. Promoted through the Council's website and local press for residents to use at home or through publicly accessible computers in libraries and the Civic Centre, the purpose of the on-line tool was to engage residents in the difficulty of the decisions faced by the Council in response to the Comprehensive Spending Review (CSR) and Local Government Settlement 2010/11. Using YouChoose, a total of 466 people responded by 20 December 2010. Results received up to this date provide the basis for this report. Respondents proposed an average council tax decrease of 8%, as well as suggested savings, income and further efficiencies across a range of service areas highlighted below.

Proposed adjustments to our budgets

The most frequently selected areas for budget adjustment were Corporate (Council) Support and Culture Sport and Leisure. The service area least selected for a proposed decrease is Children's Services.

The table below provides an overview of responses received by 20 December 2010, showing the number of respondents proposing (i) a decrease and (ii) an increase in each service area listed.

Table 1: Total number of responses

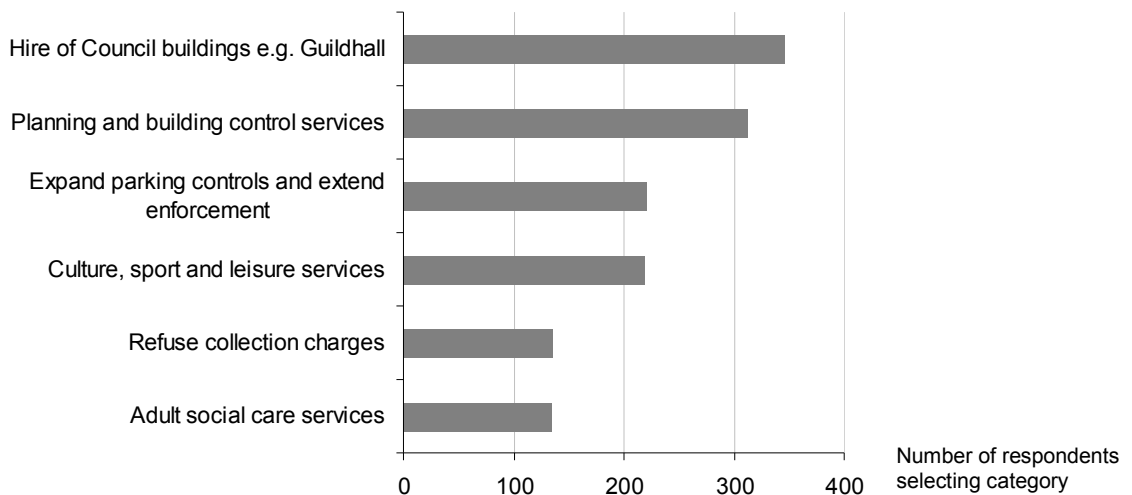


Income Generation

As well as being asked to comment on budget allocation by service area, residents were asked to suggest areas for increased levels of income and other efficiencies (e.g. more efficient ways of delivering our services).

'Hire from Council Buildings' (75%), 'Planning and Building Control services' (67%) and 'Expand parking controls and Extend Enforcement' (47%) were identified as the three top areas the Council should focus in terms of generating more income. The least selected option for income generation was Adult Social Care (29%). Other results are shown in Table 2 below.

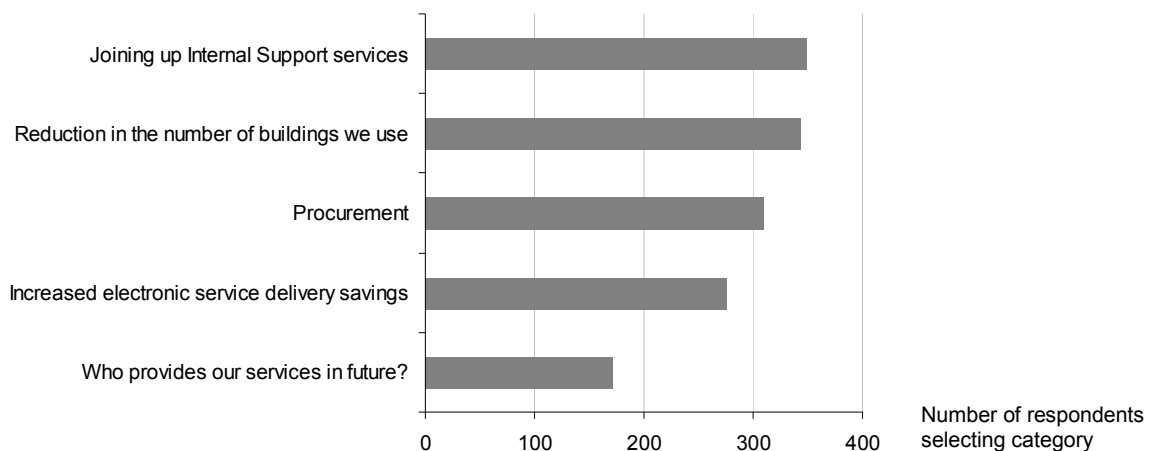
Table 2: Income Generation



Efficiencies

'Joining up Internal Support services' (75%) and the 'Reduction in the number of buildings we use' (74%) were identified as key areas where efficiencies should be explored. The least selected in terms of generating efficiencies was 'Who provides our services in future'. Other results are shown in Table 3 below.

Table 3: Proposed efficiencies



YouChoose will remain on-line until the end of December 2010.